

Mento Claro Bus Lines Game

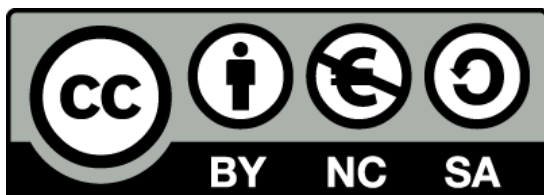
BBringing STEM into Active aglNg – BRAIN

Erasmus+ 2020-1-PL01-KA204-081805

Partner name: WSEI University



Open Educational Resources



This material is created in the framework of BRAIN project “BringING STEM into Active AgING” (GRANT AGREEMENT 2020-1-PL01-KA204-081805. This project has been funded with support from the European Commission. This publication reflects the views only of the author, and the Commission cannot be held responsible for any use which may be made of the information contained therein.



Mento Claro Bus Lines – **Part 1**

How to reach your destination in Mento Claro by bus?

You are a tourist asking a guide.
Please remember directions and
connections (max 5 seconds for
each) and repeat aloud **when
asked.**

Do not write it down!



Designed by pch.vector / Freepik



Mento Claro Bus Lines – Part 2

Co-funded by the
Erasmus+ Programme
of the European Union



How to reach destination in Mento Claro by bus?

You are a guide asked by a tourist. Please read aloud directions and connections (max 5 seconds for each) and ask a tourist to repeat loud.

Write down each answer!




Designed by pch.vector / Freepik



Mento Claro Bus Lines

Ready?
Let's start!



Designed by [pch vector](#) / [Freepik](#)




Mento Claro Bus Lines – Part 2

Co-funded by the
Erasmus+ Programme
of the European Union



The Rose Garden – take 7, 3



Designed by pch vector / Freepik



Mento Claro Bus Lines – Part 2

The Tower – take 8, 4, 1



Designed by pch vector / Freepik



Mento Claro Bus Lines – Part 2

The Old City – take 6, 9, 2, 5



Designed by [pch vector](#) / [Freepik](#)



Mento Claro Bus Lines – **Part 2**

The Seashore – take 32,12, 50, 86



Designed by [pch vector](#) / [Freepik](#)



Mento Claro Bus Lines – **Part 2**

The Dark Forest – take 19, 65, 156, 501




Designed by [pch vector](#) / [Freepik](#)



Mento Claro Bus Lines – **Part 2**

The Lake – take 312, C95, 25, H45



Designed by [pch vector](#) / [Freepik](#)



Mento Claro Bus Lines – Part 2

Co-funded by the
Erasmus+ Programme
of the European Union



The Hole – take S29, 715, K389, L569



Designed by pch vector / Freepik



Bonus Question!

Match the destination and bus lines - Part 2

Connect lines with destinations:

Co-funded by the
Erasmus+ Programme
of the European Union



1. The Dark Forest

2. The Hole

3. The Lake

4. The Old City

5. The Rose Garden

6. The Seashore

7. The Tower

A. 19, 65, 156, 501

B. 312, C95, 25, H45

C. 32, 12, 50, 86

D. 6, 9, 2, 5

E. 7, 3

F. 8, 4, 1

G. S29, 715, K389, L569



Answers - Part 2

Connections to destinations – sum your scores:

Destination	Connections	Max score
1. The Dark Forest	A. 19, 65, 156, 501	6
2. The Hole	B. 312, C95, 25, H45	8
3. The Lake	C. 32, 12, 50, 86	6
4. The Old City	D. 6, 9, 2, 5	4
5. The Rose Garden	E. 7, 3	2
6. The Seashore	F. 8, 4, 1	3
7. The Tower	G. S29, 715, K389, L569	8

1. Sum scores for correct memorising of lines in a given order
2. Add 3 points for each correct link between destination and connection




Mento Claro Bus Lines – **Part 1**

Co-funded by the
Erasmus+ Programme
of the European Union



The Ivy House – take 9, 5



Designed by pch vector / Freepik



Mento Claro Bus Lines – **Part 1**



The Small Drop – take 7, 3, 2



Designed by pch vector / Freepik



Mento Claro Bus Lines – **Part 1**

The Pink Point – take 5, 8, 3, 4




Designed by [pch vector](#) / [Freepik](#)



Mento Claro Bus Lines – **Part 1**

The Roll Tree – take 41, 17, 29, 74




Designed by [pch vector](#) / [Freepik](#)



Mento Claro Bus Lines – **Part 1**

The Roll Tree – take 41, 17, 29, 74



Designed by [pch vector](#) / [Freepik](#)



Mento Claro Bus Lines – **Part 1**

The Mandeln – take 13, 58, 249, 618



Designed by [pch vector](#) / [Freepik](#)



Mento Claro Bus Lines – **Part 1**

The Valley – take 139, K86, 73, M51




Designed by pch vector / Freepik



Mento Claro Bus Lines – **Part 1**

The Oak – take G48, 629, X529, D384



Designed by pch vector / Freepik



Bonus Question!

Co-funded by the
Erasmus+ Programme
of the European Union



Match the destination and bus lines - Part 1

Connect lines with destinations:

- | | |
|-------------------|-------------------------|
| 1. The Ivy House | A. 13, 58, 249, 618 |
| 2. The Mandeln | B. 139, K86, 73, M51 |
| 3. The Oak | C. 41, 17, 29, 74 |
| 4. The Pink Point | D. 5, 8, 3, 4 |
| 5. The Roll Tree | E. 7, 3, 2 |
| 6. The Small Drop | F. 9, 5 |
| 7. The Valley | G. G48, 629, X529, D384 |



Answers - Part 1

Connections to destinations – sum your scores:

Destination	Connections	Max score
1. The Ivy House	A. 13, 58, 249, 618	6
2. The Mandeln	B. 139, K86, 73, M51	8
3. The Oak	C. 41, 17, 29, 74	6
4. The Pink Point	D. 5, 8, 3, 4	4
5. The Roll Tree	E. 7, 3, 2	3
6. The Small Drop	F. 9, 5	2
7. The Valley	G. G48, 629, X529, D384	8

1. Sum scores for correct memorising of lines in a given order
2. Add 3 points for each correct link between destination and connection



Try other memory tests end exercises

See, how to improve learning:

EN: https://www.youtube.com/watch?v=jF1BR_CDrxU

EN: <https://www.youtube.com/watch?v=Xi7RtnDGleQ>

See, what you can reach:

PL: <https://www.youtube.com/watch?v=2XKETTKvnD8>

PL: https://www.youtube.com/watch?v=52VJGg_iJ_g

Practice - BRAIN Project memory games:

<https://www.forodeformacion.org/presencia-internacional-de-ffe/>

Test yourself before and after trainig:

<https://www.mentalup.co/blog/short-term-memory-loss-test>

<https://practicalpie.com/free-memory-test/>

<https://www.memorylosstest.com/free-short-term-memory-tests-online/>

<https://www.memorylosstest.com/free-memory-loss-tests-online/>



THANK YOU FOR YOUR ATTENTION